

CHAMBERS AND GLOVE BOXES

COMPACT GLOVE BOXES FOUR SIZES AVAILABLE

The **#830-Series** of glove boxes has been developed to minimize drafts and maximize the effectiveness of your analytical balance. All units feature high visibility of the interior, cleanliness, safety, complete containment, portability, and a draft free atmosphere.

These compact glove boxes are available in four (4) user friendly sizes. They are excellent for use in hazardous situations where materials to be weighed must be contained. The chamber is ideal for determining the dry weight measure or moisture content of aqueous solutions, adhesives, cereals, toxic chemicals, pharmaceuticals, paper, plastics, and light radio active materials. All units minimize product degradation caused by moisture absorption.

They may also be used when working with toxic substances, asbestos fibers, sewage residue, and harmful liquid vapors.

NOTE: These units are not recommended for use with aromatic hydrocarbons.

When working with analytical balances, top loaders, bench scales, and/or moisture analyzers, we recommend placing those items upon a marble block for added stability.


Special access doors are available if transfer chambers are not desired. Refer to pages #15 and #17.

What's included with the glove box (Basic Features):


- Clear acrylic plastic main body (3/8" [10 mm] thick).
- Removable top section for easy installation of equipment.
- Four (4) key cock valves for purging. Two (2) on the main body and two (2) on the transfer chamber.
- All clamps adjustable to compensate for normal wear.
- White ambidextrous Hypalon™ gloves for superior chemical and U.V. resistance.
- Hospital grade multiple electrical outlet (socket) strip. UL, CSA, and CE approved.
- Small pressure relief "pop" valve minimizes glove "fight back."
- Transfer chamber is 12" (305 mm) long x 11" (280) I.D.
- Standard 24 month warranty (Not gloves or consumables).
- Small replaceable H.E.P.A. and organic vapor canister filter. Face mask style. Refer to **#830-FILTER** on this page.

Electrical requirements (Without any accessories).

North American 115-120 Volts, 60 Hz. 12 Amps.
Export models 220-240 Volts, 50 Hz. Amps will vary as to end users country.



#830- ABC Compact Glove Box
#830- ABC/EXP (Export Model)



Small canister filter and pressure relief "Pop" valve. These are standard on all #830-Series glove boxes.

#830- FILTER (HEPA & CARBON)

#830-FILTER set up includes a small "Face Mask" style HEPA and CARBON filter canister. Sold in packages of two (2). Pop valve not included. Refer to Catalog **#830-FILTER** in Accessories Section.

CHAMBERS AND GLOVE BOXES

COMPACT GLOVE BOXES ADDITIONAL INFORMATION

The #830-Series of glove boxes all include the same features and are similar in shape.

For units with access doors instead of transfer chambers, please refer to photo on page #17 and Specifications Chart below.



Did you Know?
Acrylic Glove Boxes and Chambers are 12% less permeable (through the wall leakage) than Vinyl Glove boxes or Bags.

#830-ABD and #830-ABD/EXP (Export)

NOTE: All export units are shipped crated using approved & certified lumber.

Product Specifications for all #830-SERIES Units including North American and Export models.

	#830-ABC Two (2) gloves.	#830-ABB Two (2) gloves.	#830-ABD Three (3) gloves.	#830-ABE Four (4) gloves.
I.D.	28" w x 23" d x 29" h 710 mm X 580 mm x 740 mm h	35" w x 29" d x 30" h 890 mm X 740 mm x 760 mm h	48" w x 29" d x 32" h 1,220 mm X 740 mm x 810 mm h	60" w x 29" d x 32" h 1,524 mm X 740 mm x 810 mm h
O.D. Includes Transfer Chamber	43" w x 24" d x 31" h 1,100 mm X 610 mm x 790 mm h	49" w x 30" d x 31" h 1,250 mm X 760 mm x 790 mm h	63" w x 31" d x 35" h 1,600 mm X 790 mm x 860 mm h	76" w x 32" d x 35" h 1,930 mm X 812 mm x 890 mm h
Top Opening	17" x 23" 432 mm x 585 mm	24" x 29" 610 mm x 735 mm	24" x 42" 610 mm x 1,065 mm	24" x 54" 610 mm x 1,370 mm
Approximate Volume	10.8 Cubic Ft. 306 Liters	17.6 Cubic Ft. 498 Liters	25.8 Cubic Ft. 730 Liters	32.2 Cubic Ft. 912 Liters
Approximate Shipping Weight (Crated)	230 Pounds. 104 Kilos	275 Pounds. 125 Kilos	310 Pounds. 141 Kilos	400 Pounds 182 Kilos
Access Door Opening (Optional)	15.5" x 22" h 400 mm x 560 mm h	21.5" x 22" h 546 mm x 560 mm h	21.5" x 24" h 546 mm x 610 mm h	21.5" x 24" h 546 mm x 610 mm h

CHAMBERS AND GLOVE BOXES

COMPACT GLOVE BOXES WITH HEPA FILTRATION

We offer three (3) models of the **#830-SERIES** glove boxes featuring HEPA filtration packages. There are two (2) different versions available. Refer to listings 1 & 2 below. **NOTE: All three models include the same basic #830-Series features and are available in four (4) sizes. Refer also to pages #14 & 15.**

“Closed Loop Style” CLC Style.

This system continually re-circulates and filters the internal atmosphere of the glove box. It is a negative pressure containment unit. Magnehelic™ gauges indicate both inner chamber pressure and pressure drop levels across the filters. These gauges indicate when it is time to change the HEPA filters. Add 15.5” (395 mm) to the overall height of this style glove box.

What’s included with the “Closed Loop” CLC-Style glove box:

- Totally enclosed blower (fan) unit.
- Two (2) cylindrical 8” inch Ø (203 mm) HEPA filters.
- Two (2) Magnehelic gauges. Domestic models in Inches of H₂O and Export in Pascals.
- All necessary hoses and connections.
- Non-Hygroscopic pre-filters.
- Standard 24 month warranty (Not gloves or consumables).


“Open Exhaust Style” (Two filter versions)

These glove boxes draw the ambient room atmosphere through a HEPA filter and then into the chamber. Both versions are set up for negative pressure operations. Exhaust atmosphere is filtered through a HEPA or 5µ (micron) glass media filter. The “open exhaust” outlet can be set up to connect to your house exhaust system. Please specify a **#800-VENT** outlet accessory.

1. Catalog #800-HEPA/S (Single HEPA and glass media exhaust filter)
2. Catalog #800-HEPA/D (Double HEPA filters)

Variations in different types of filters are:

1. HEPA’s
2. ULPA’s
3. Activated Carbon (Charcoal). Four (4) different compositions. Refer to pages #36 & 37.



#830-ABB/CLC (Closed Loop Glove Box)
#830-ABB/CLC/EXP (Export-Closed Loop Glove Box)



1.

#830-ABC/SPCL/800-HEPA/S (Open Exhaust Style)
#830-ABC/EXP/SPCL/800-HEPA/S (Export)



2.

#830-ABC/SPCL/800-HEPA/D (Open Exhaust Style)
#830-ABC/EXP/SPCL/800-HEPA/D (Export)

CHAMBERS AND GLOVE BOXES

COMPACT GLOVE BOXES ADDITIONAL INFORMATION AND STYLE VARIATIONS

The **#830-SERIES** of glove boxes can be modified to create different variations.

Access doors can be substituted for transfer chambers. Sizes of the doors vary according to the size of the glove box. Refer to **#1** in the photograph.

Exhaust (4" [102 mm] Ø) vents may also be added for connecting to your house exhaust system. Refer to **#2** in the photograph. Refer also to page **#18 #800-VENT/OUTLET**.

Square (box type) transfer chambers can be substituted for cylindrical (round) ones. Square transfer chambers have pressure limitations however. **NOTE:** The maximum working pressure on the square transfer chambers is 6" of WC (150 mm).

We now offer a new automatic door locking system for these transfer chambers. Catalog **#800-DOOR/ILOCK**.



#830-SHELF-ABC

Catalog **#830-SHELF-ABC**, Suspended shelf accessory. Total shelf capacity is about 150 Petri dishes depending upon chamber size. Refer also to page **#38**.



#830-CP/11

#830-CP/11/EXP (Export model)

Please refer to page **#15** for door and glove box dimensions. To include a transfer chamber with the **#830-CP** unit order **#800-TRANS-CH**. Specify desired location of transfer chamber.



Square Transfer Chamber with #800-DOOR/ILOCK

NOTE: Maximum working pressure on this style transfer chamber is 6.0" of H₂O (0.44" of Hg).

When one door is opened, the other door locks automatically. Locking force is 120 Lbs. Refer to page **#47** for more details.